

Hoosier Riverwatch

Biological Monitoring Data Sheet

Date ____/____/____ Volunteer ID _____ Site ID _____

Stream Name _____ Latitude _____ Longitude _____

Time ____:____ AM / PM Time Sampling _____ hrs Air Temp _____ C

Current Weather: Clear/Sunny Overcast Showers Rain (steady) Storm (heavy)























Worst Weather (past 48 hours): Clear/Sunny Overcast Showers Rain (steady) Storm (heavy)

Check Methods Used: Kick Seine Net (3 times) Dip Net (20 jabs or scoops)

Check Habitats Sampled: Undercut Banks Riffles Leaf Packs Snags/Vegetation Sediment

Pollution Tolerance Index (PTI)

Record the taxa (group) represented in your sampling by either entering the number of organisms you counted or by a

Group 1 - Intolerant								# of TAXA	# of TAXA
<input type="checkbox"/>	<input type="checkbox"/>	<input type="checkbox"/>	<input type="checkbox"/>	<input type="checkbox"/>	<input type="checkbox"/>	<input type="checkbox"/>	<input type="checkbox"/>	<input type="checkbox"/>	<input type="checkbox"/>
Weighting Factor (x4)									Weighting Factor (x1)
Group 2 - Moderately Intolerant								# of TAXA	# of TAXA
<input type="checkbox"/>	<input type="checkbox"/>	<input type="checkbox"/>	<input type="checkbox"/>	<input type="checkbox"/>	<input type="checkbox"/>	<input type="checkbox"/>	<input type="checkbox"/>	<input type="checkbox"/>	<input type="checkbox"/>
Group 3 - Fairly Tolerant								# of TAXA	# of TAXA
<input type="checkbox"/>	<input type="checkbox"/>	<input type="checkbox"/>	<input type="checkbox"/>	<input type="checkbox"/>				<input type="checkbox"/>	<input type="checkbox"/>
Group 4 - Very Tolerant								# of TAXA	# of TAXA
<input type="checkbox"/>	<input type="checkbox"/>	<input type="checkbox"/>	<input type="checkbox"/>	<input type="checkbox"/>				<input type="checkbox"/>	<input type="checkbox"/>

PTI Ratings	
Excellent	23 or More
Good	17 - 22
Fair	11 - 16
Bad	10 or Less

Pollution Tolerance Index Rating

(Add the final index values for each group)

Please check other Biological Indicators you observed:

Native Mussels Zebra Mussels Rusty Crayfish Aquatic Plants %Algae Cover _____ Diversity Index _____